


**"O" RINGS  
FDA AND USP CLASS VI**



**AUTHORIZED DISTRIBUTOR**  
**DuPont™ Kalrez®**   
PERFLUOROELASTOMER PARTS  
*"Ask for the Seal You Can Trust"*



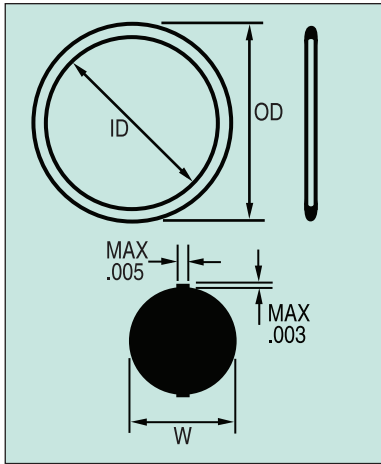
**NEWMAN**  
SANITARY GASKET COMPANY



**PRODUCTS OF INTEGRITY...FROM PEOPLE OF INTEGRITY**

## How to size your "O"-Rings

If you don't know the size or number of the "O"-Ring, you will need to determine the I.D. and width (see illustration below); or you may enclose a sample of the size you need with your quote request or order.



If your FDA rubber requirements are demanding, you can be assured that Newman will meet your exact standards precisely. For specific applications, data and design assistance, give us a call.

## Newman Elastomer Characteristics

Newman Sanitary Gasket Company has the largest stock of FDA compliant "O"-Rings in North America ready to serve your requirements whether your needs are small or large. You will find our quality "O"-Rings have the mechanical properties you are seeking, plus the most demanding quality criteria.

**Buna-N compound No. 1107** material will handle most food, dairy, and sanitary services. It is the backbone of the food and edibles industries, has excellent resistance to compression set, tear and abrasion. It has good acid and mild alkali resistance and is good for vegetable oil service. Rated at -40° to 225°F.

**EPDM (ethylene propylene rubber) compound No. 2107** is excellent for hot water and steam service up to 325°F. It is very abrasion-resistant and has excellent resistance to ozone, sunlight or weather and de-ionized water. EPDM also has good tensile strength and good resistance to mild acids, alkalis and alcohols. Rated -65°F to 350°F (short term to 400°F).

**EPDM compound No. 2197** material will handle soft drink applications and is very well suited for products containing aspartame, Nutra-Sweet®.

**Viton™ (bisphenol cured fluorocarbon elastomer) compound No. 3207** material has excellent mechanical, chemical, heat and steam resistance. It is particularly well-suited for hot fatty and oil products. Viton™ is especially good for hard vacuum service because of its high molecular weight and low gas permeability. It has been used to -65°F in some static seals — flexibility, 0°F to 400°F under continuous duty and will take 600°F for short periods of time. Rated at -20°F to 400°F (short terms to 600°F).

**Silicone Platinum cured compound No. 4749 (clear)** material is known for its standard of purity and non-leaching characteristics. Its ability to withstand many chemicals and combination of chemicals is the reason it is so popular with the pharmaceutical industry. Silicone has excellent low temperature flexibility — to 100°F in dry heat; 450°F is the top for continuous duty with 600°F possible for short periods. Rated at -80° to 400°F.

**Kalrez® perfluoroelastomer compounds No. 6230 (black) and 6221 (white)** last longer and seal more effectively than other elastomers due to their exceptional chemical resistance and thermal stability. Kalrez® o-rings can withstand attack by more than 1,800 chemicals, including many acids and amines that cause other elastomers to fail due to excessive swelling. Even after long-term exposure to temperatures up to 600°F, Kalrez® retains its elasticity and recovery properties better than other high temperature elastomers

**Newman "O"-Ring** sizes are the same as those established in AS568A, which includes more available sizes than several of the military specifications. These sizes and tolerances were published by SAE and have been approved by the Air Standards Committee (membership by U.S.A., Australia, Canada, New Zealand, and the United Kingdom) July 1974 and are illustrated in the following pages.

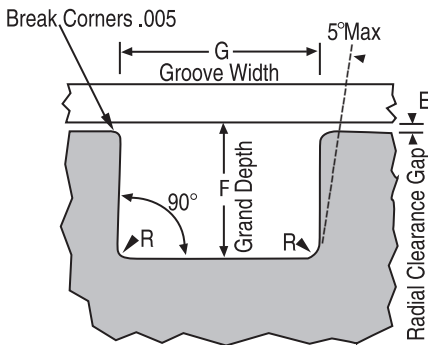
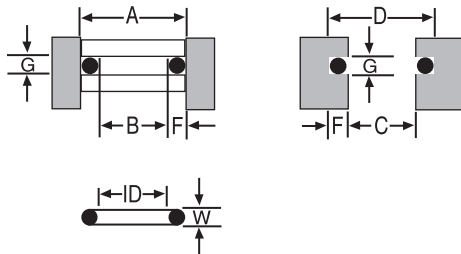


# Groove Finish

Straight-sided grooves are best to prevent extrusion or nibbling, but 5° sloping sides are easier to machine and are suitable for pressures up to 1500 psi. Finish sides to 32 RMS with no burrs, nicks, or scratches. Locate in a shaft or rod, if possible, for easier machining and installation.

The rubbing surfaces should be 8 to 16 RMS without longitudinal or circumferential scratches. Best surfaces are honed, burnished, or hard chromeplate. Soft or stringy metals such as aluminum, brass, bronze, monel, or free machining stainless steel should not be used for moving seals. A 63RMS finish may be used for static glands.

Finishes below 5 RMS wipe too clean for good moving seal life. Steel or cast iron cylinder bores are preferred. They should be thick enough not to expand or breathe with pressure, otherwise the radial clearance gap may expand and contract with pressure fluctuations causing nibbling of the ring. Pistons should be softer than cylinder materials to avoid scratching.



## (E) Maximum Radial Clearance Gap to Prevent Extrusion

Maximum Pressure PSI	"O"-Ring Hardness (Shore A)				
	50	60	70	80	90
100	.008"	.009"	.010"	.013"	.016"
250	.005"	.008"	.009"	.012"	.014"
500	.003"	.005"	.008"	.010"	.012"
1,000	.001"	.003"	.005"	.008"	.010"
1,500	.000"	.001"	.003"	.005"	.008"
2,000		.000"	.002"	.004"	.005"
3,000			.000"	.002"	.003"
4,000				.000"	.001"
5,000					.000"

Clearances apply to dynamic "O"-Rings with no backup washers for .139 in. (3.53mm) "O"-Ring cross-sections and up. Smaller cross-sections do not give effective moving seal life, are less resistant to extrusion, and may be critical in sealing high frequency dynamic motion.

## Static Tolerances

SIZE No.	A ±.000	B ±.000	C ±.000	D ±.000
001-012	+0.001	-.001	-.001	+0.001
013-050	+0.002	-.002	-.002	+0.002
102-178	+0.003	-.003	-.003	+0.003
201-284	+0.004	-.004	-.003	+0.003
309-395	+0.005	-.005	-.003	+0.003
425-475	+0.006	-.006	-.003	+0.003

## Dynamic Tolerances

SIZE No.	A ±.000	B ±.000	C ±.000	D ±.000
001-012	+0.001	-.001	-.001	+0.001
012-116	+0.003	-.003	-.003	+0.003
201-222	+0.004	-.004	-.004	+0.004
309-349	+0.005	-.005	-.005	+0.005
425-460	+0.006	-.006	-.006	+0.006

## (G) Groove Dimensions

+0.005  
-.000

## Commercial Applications

"O"-Ring Cross-Section	ROLLING SEALS			NON-ROLLING SEALS *		
	No Backup Washer	One Backup Washer	Two Backup Washer	No Backup Washer	One Backup Washer	Two Backup Washer
.070	.093	.149	.207	.083	.138	.205
.103	.140	.183	.245	.120	.171	.238
.139	.185	.225	.304	.160	.208	.275
.210	.285	.334	.474	.235	.311	.410
.275	.375	.440	.579	.310	.408	.538

\* These groove widths are for compounds that free swell less than 15%. Suitable extra allowances should be made for higher swell.

	BUNA-N (1107)	EPDM (2107)	VITON™ (3207)	SILICONE (4137)	SILICONE (4749)
Specific Gravity	1.38	1.20	1.94	1.20	1.22
Tensile Strength, psi	2010	1705	1910	1256	1130
Elongation, %	405	450	310	307	610
300% Modulus, psi	1430	1260	1610	1245	450
Hardness, Shore A, pts.	70	71	74	75	80
Compression Set, % (Method B, 22 hrs. @ 100°C)	21.6	27.5	26.7	24.5	6.5

These materials meet the criteria of the FDA, Title 21, Paragraph 177.2600, as a direct contact material with food and pharmaceutical products.



Your Part Number	Newman Size Number	Nominal Size					INCH STANDARD				METRIC STANDARD			
							Inside Diameter		Cross Section W		Inside Diameter		Cross Section W	
							IN.	+/-	IN.	+/-	MM.	+/-	MM.	+/-
001		1/32	X	3/32	X	1/32	.029	.004	.040	.003	0.74	0.10	1.02	0.08
902 1/2		1/16	X	1/8	X	1/32	.070	.004	.040	.003	1.78	0.10	1.02	0.08
002		3/64	X	9/64	X	1/32	.042	.004	.050	.003	1.07	0.10	1.27	0.08
003		1/16	X	3/16	X	1/16	.056	.004	.060	.003	1.42	0.10	1.52	0.08
004		5/64	X	13/64	X	1/16	.070	.005	.070	.003	1.78	0.13	1.78	0.08
005		3/32	X	7/32	X	1/16	.101	.005			2.57	0.13		
006		1/8	X	1/4	X	1/16	.114	.005			2.90	0.13		
007		5/32	X	9/32	X	1/16	.145	.005			3.68	0.13		
008		3/16	X	5/16	X	1/16	.176	.005			4.47	0.13		
009		7/32	X	11/32	X	1/16	.208	.005			5.28	0.13		
010		1/4	X	3/8	X	1/16	.239	.005			6.07	0.13		
011		5/16	X	7/16	X	1/16	.301	.005			7.65	0.13		
012		3/8	X	1/2	X	1/16	.364	.005			9.25	0.13		
013		7/16	X	9/16	X	1/16	.426	.005			10.82	0.13		
014		1/2	X	5/8	X	1/16	.489	.005			12.42	0.13		
015		9/16	X	11/16	X	1/16	.551	.007			14.00	0.18		
016		5/8	X	3/4	X	1/16	.614	.009			15.60	0.23		
017		11/16	X	13/16	X	1/16	.676	.009			17.17	0.23		
018		3/4	X	7/8	X	1/16	.739	.009			18.77	0.23		
019		13/16	X	15/16	X	1/16	.801	.009			20.35	0.23		
020		7/8	X	1	X	1/16	.864	.009			21.95	0.23		
021		15/16	X	1 1/16	X	1/16	.926	.009			23.52	0.23		
022		1	X	1 1/8	X	1/16	.989	.010			25.12	0.25		
023		1 1/16	X	1 3/16	X	1/16	1.051	.010			26.70	0.25		
024		1 1/8	X	1 1/4	X	1/16	1.114	.010			28.30	0.25		
025		1 3/16	X	1 5/16	X	1/16	1.176	.011			29.87	0.28		
026		1 1/4	X	1 3/8	X	1/16	1.239	.011			31.47	0.28		
027		1 5/16	X	1 7/16	X	1/16	1.301	.011			33.05	0.28		
028		1 3/8	X	1 1/2	X	1/16	1.364	.013			34.65	0.33		
029		1 1/2	X	1 5/8	X	1/16	1.489	.013			37.82	0.33		
030		1 5/8	X	1 3/4	X	1/16	1.614	.013			41.00	0.33		
031		1 3/4	X	1 7/8	X	1/16	1.739	.015			44.17	0.38		
032		1 7/8	X	2	X	1/16	1.864	.015			47.35	0.38		
033		2	X	2 1/8	X	1/16	1.989	.018			50.52	0.46		
034		2 1/8	X	2 1/4	X	1/16	2.114	.018			53.70	0.46		
035		2 1/4	X	2 3/8	X	1/16	2.239	.018			56.87	0.46		
036		2 3/8	X	2 1/2	X	1/16	2.364	.018			60.05	0.46		
037		2 1/2	X	2 5/8	X	1/16	2.489	.018			63.22	0.46		
038		2 5/8	X	2 3/4	X	1/16	2.614	.020			66.40	0.51		
039		2 3/4	X	2 7/8	X	1/16	2.739	.020			69.57	0.51		
040		2 7/8	X	3	X	1/16	2.864	.020			72.75	0.51		
041		3	X	3 1/8	X	1/16	2.989	.024			75.92	0.61		
042		3 1/4	X	3 3/8	X	1/16	3.239	.024			82.27	0.61		
043		3 1/2	X	3 5/8	X	1/16	3.489	.024			88.62	0.61		
044		3 3/4	X	3 7/8	X	1/16	3.739	.027			94.97	0.69		
045		4	X	4 1/8	X	1/16	3.989	.027			101.32	0.69		
046		4 1/4	X	4 3/8	X	1/16	4.239	.027			107.67	0.76		
047		4 1/2	X	4 5/8	X	1/16	4.489	.030			114.02	0.76		
048		4 3/4	X	4 7/8	X	1/16	4.739	.030			120.37	0.76		
049		5	X	5 1/8	X	1/16	4.989	.037			126.72	0.94		
050		5 1/4	X	5 3/8	X	1/16	5.239	.037	.070	.003	133.07	0.94	1.78	0.08

Your Part Number	Newman Size Number	Nominal Size						INCH STANDARD				METRIC STANDARD			
								Inside Diameter		Cross Section W		Inside Diameter		Cross Section W	
								IN.	+/-	IN.	+/-	MM.	+/-	MM.	+/-
102		1/16	X	1/4	X	3/32	.049	.005	.103	.003	1.24	0.10	2.62	0.08	
103		3/32	X	9/32	X	3/32	.081	.005			2.06	0.13			
104		1/8	X	5/16	X	3/32	.112	.005			2.84	0.13			
105		5/32	X	11/32	X	3/32	.143	.005			3.63	0.13			
106		3/16	X	3/8	X	3/32	.174	.005			4.42	0.13			
107		7/32	X	13/32	X	3/32	.206	.005			5.23	0.13			
108		1/4	X	7/16	X	3/32	.237	.005			6.02	0.13			
109		5/16	X	1/2	X	3/32	.299	.005			7.59	0.13			
110		3/8	X	9/16	X	3/32	.362	.005			9.19	0.13			
111		7/16	X	5/8	X	3/32	.424	.005			10.77	0.13			
112		1/2	X	11/16	X	3/32	.487	.007			12.37	0.13			
113		9/16	X	3/4	X	3/32	.549	.009			13.94	0.18			
114		5/8	X	13/16	X	3/32	.612	.009			15.54	0.23			
115		11/16	X	7/8	X	3/32	.674	.009			17.12	0.23			
116		3/4	X	15/16	X	3/32	.737	.009			18.72	0.23			
117		13/16	X	1	X	3/32	.799	.010			20.29	0.25			
118		7/8	X	1 1/16	X	3/32	.862	.010			21.89	0.25			
119		15/16	X	1 1/8	X	3/32	.924	.010			23.47	0.25			
120		1	X	1 3/16	X	3/32	.987	.010			25.07	0.25			
121		1 1/16	X	1 1/4	X	3/32	1.049	.010			26.64	0.25			
122		1 1/8	X	1 5/16	X	3/32	1.112	.010			28.24	0.25			
123		1 3/16	X	1 3/8	X	3/32	1.174	.012			29.82	0.30			
124		1 1/4	X	1 7/16	X	3/32	1.237	.012			31.42	0.30			
125		1 5/16	X	1 1/2	X	3/32	1.299	.012			32.99	0.30			
126		1 3/8	X	1 9/16	X	3/32	1.362	.012			34.59	0.30			
127		1 7/16	X	1 5/8	X	3/32	1.424	.012			36.17	0.30			
128		1 1/2	X	1 11/16	X	3/32	1.487	.012			37.77	0.30			
129		1 9/16	X	1 3/4	X	3/32	1.549	.015			39.34	0.38			
130		1 5/8	X	1 13/16	X	3/32	1.612	.015			40.94	0.38			
131		1 11/16	X	1 7/8	X	3/32	1.674	.015			42.52	0.38			
132		1 3/4	X	1 15/16	X	3/32	1.737	.015			44.12	0.38			
133		1 13/16	X	2	X	3/32	1.799	.015			45.69	0.38			
134		1 7/8	X	2 1/16	X	3/32	1.862	.015			47.29	0.38			
135		1 15/16	X	2 1/8	X	3/32	1.925	.017			48.90	0.43			
136		2	X	2 3/16	X	3/32	1.987	.017			50.47	0.43			
137		2 1/16	X	2 1/4	X	3/32	2.050	.017			52.07	0.43			
138		2 1/8	X	2 5/16	X	3/32	2.112	.017			53.64	0.43			
139		2 3/16	X	2 3/8	X	3/32	2.175	.017			55.25	0.43			
140		2 1/4	X	2 7/16	X	3/32	2.237	.017			56.82	0.43			
141		2 5/16	X	2 1/2	X	3/32	2.300	.020			58.42	0.51			
142		2 3/8	X	2 9/16	X	3/32	2.362	.020			59.99	0.51			
143		2 7/16	X	2 5/8	X	3/32	2.425	.020			61.60	0.51			
144		2 1/2	X	2 11/16	X	3/32	2.487	.020			63.17	0.51			
145		2 9/16	X	2 3/4	X	3/32	2.550	.020			64.77	0.51			
146		2 5/8	X	2 13/16	X	3/32	2.612	.020			66.34	0.51			
147		2 11/16	X	2 7/8	X	3/32	2.675	.022			67.95	0.56			
148		2 3/4	X	2 15/16	X	3/32	2.737	.022			69.52	0.56			
149		2 13/16	X	3	X	3/32	2.800	.022			71.12	0.56			
150		2 7/8	X	3 1/16	X	3/32	2.862	.022			72.69	0.56			
151		3	X	3 3/16	X	3/32	2.987	.024			75.87	0.61			
152		3 1/4	X	3 7/16	X	3/32	3.237	.024	.103	.003	82.22	0.61	2.62	0.08	

Your Part Number	Newman Size Number	Nominal Size				INCH STANDARD				METRIC STANDARD				
						Inside Diameter		Cross Section W		Inside Diameter		Cross Section W		
						IN.	+/-	IN.	+/-	MM.	+/-	MM.	+/-	
	153	3 1/2	X	3 11/16	X	3/32	3.487	.024	.103	.003	88.57	0.61	2.62	0.08
	154	3 3/4	X	3 15/16	X	3/32	3.737	.028			94.92	0.71		
	155	4	X	4 3/16	X	3/32	3.987	.028			101.27	0.71		
	156	4 1/4	X	4 7/16	X	3/32	4.237	.030			107.62	0.76		
	157	4 1/2	X	4 11/16	X	3/32	4.487	.030			113.97	0.76		
	158	4 3/4	X	4 15/16	X	3/32	4.737	.030			120.32	0.76		
	159	5	X	5 3/16	X	3/32	4.987	.035			126.67	0.89		
	160	5 1/4	X	5 7/16	X	3/32	5.237	.035			133.02	0.89		
	161	5 1/2	X	5 11/16	X	3/32	5.487	.035			139.37	0.89		
	162	5 3/4	X	5 15/16	X	3/32	5.737	.035			145.72	0.89		
	163	6	X	6 3/16	X	3/32	5.987	.040			152.07	0.89		
	164	6 1/4	X	6 7/16	X	3/32	6.237	.040			158.42	1.02		
	165	6 1/2	X	6 11/16	X	3/32	6.487	.040			164.77	1.02		
	166	6 3/4	X	6 15/16	X	3/32	6.737	.040			171.12	1.02		
	167	7	X	7 3/16	X	3/32	6.987	.040			177.47	1.02		
	168	7 1/4	X	7 7/16	X	3/32	7.237	.045			183.82	1.14		
	169	7 1/2	X	7 11/16	X	3/32	7.487	.045			190.17	1.14		
	170	7 3/4	X	7 15/16	X	3/32	7.737	.045			196.54	1.14		
	171	8	X	8 3/16	X	3/32	7.987	.045			202.87	1.14		
	172	8 1/4	X	8 7/16	X	3/32	8.237	.050			209.22	1.27		
	173	8 1/2	X	8 11/16	X	3/32	8.487	.050			215.57	1.27		
	174	8 3/4	X	8 15/16	X	3/32	8.737	.050			221.92	1.27		
	175	9	X	9 3/16	X	3/32	8.987	.050			228.27	1.27		
	176	9 1/4	X	9 7/16	X	3/32	9.237	.055			234.62	1.40		
	177	9 1/2	X	9 11/16	X	3/32	9.487	.055			240.97	1.40		
	178	9 3/4	X	9 15/16	X	3/32	9.737	.055	.103	.003	247.32	1.40	2.62	0.08
	201	3/16	X	7/16	X	1/8	.171	.007	.139	.004	4.34	0.18	3.53	0.10
	202	1/4	X	1/2	X	1/8	.234	.007			5.94	0.18		
	203	5/16	X	9/16	X	1/8	.296	.007			7.52	0.18		
	204	3/8	X	5/8	X	1/8	.359	.007			9.12	0.18		
	205	7/16	X	11/16	X	1/8	.421	.007			10.69	0.18		
	206	1/2	X	3/4	X	1/8	.484	.007			12.29	0.18		
	207	9/16	X	13/16	X	1/8	.546	.007			13.87	0.18		
	208	5/8	X	7/8	X	1/8	.609	.009			15.47	0.23		
	209	11/16	X	15/16	X	1/8	.671	.009			17.04	0.23		
	210	3/4	X	1	X	1/8	.734	.010			18.66	0.25		
	211	13/16	X	1 1/16	X	1/8	.796	.010			20.22	0.25		
	212	7/8	X	1 1/8	X	1/8	.859	.010			21.82	0.25		
	213	15/16	X	1 3/16	X	1/8	.921	.010			23.40	0.25		
	214	1	X	1 1/4	X	1/8	.984	.010			25.00	0.25		
	215	1 1/16	X	1 5/16	X	1/8	1.046	.010			26.58	0.25		
	216	1 1/8	X	1 3/8	X	1/8	1.109	.012			28.17	0.30		
	217	1 3/16	X	1 7/16	X	1/8	1.171	.012			29.75	0.30		
	218	1 1/4	X	1 1/2	X	1/8	1.234	.012			31.35	0.30		
	219	1 5/16	X	1 9/16	X	1/8	1.296	.012			32.92	0.30		
	220	1 3/8	X	1 5/8	X	1/8	1.359	.012			34.52	0.30		
	221	1 7/16	X	1 11/16	X	1/8	1.421	.012			36.09	0.30		
	222	1 1/2	X	1 3/4	X	1/8	1.484	.015			37.70	0.38		
	223	1 5/8	X	1 7/8	X	1/8	1.609	.015			40.87	0.38		
	224	1 3/4	X	2	X	1/8	1.734	.015	.139	.004	44.04	0.38	3.53	0.10

Your Part Number	Newman Size Number	Nominal Size				INCH STANDARD				METRIC STANDARD				
						Inside Diameter		Cross Section W		Inside Diameter		Cross Section W		
						IN.	+/-	IN.	+/-	MM.	+/-	MM.	+/-	
225	225	1 7/8	X	2 1/8	X	1/8	1.859	.018	.139	.004	47.22	0.46	3.53	0.10
226	226	2	X	2 1/4	X	1/8	1.984	.018			50.39	0.46		
227	227	2 1/8	X	2 3/8	X	1/8	2.109	.018			53.57	0.46		
228	228	2 1/4	X	2 1/2	X	1/8	2.234	.020			56.74	0.51		
229	229	2 3/8	X	2 5/8	X	1/8	2.359	.020			59.92	0.51		
230	230	2 1/2	X	2 3/4	X	1/8	2.484	.020			63.09	0.51		
231	231	2 5/8	X	2 7/8	X	1/8	2.609	.020			66.27	0.51		
232	232	2 3/4	X	3	X	1/8	2.734	.024			69.44	0.61		
233	233	2 7/8	X	3 1/8	X	1/8	2.859	.024			72.62	0.61		
234	234	3	X	3 1/4	X	1/8	2.984	.024			75.79	0.61		
235	235	3 1/8	X	3 3/8	X	1/8	3.109	.024			78.97	0.61		
236	236	3 1/4	X	3 1/2	X	1/8	3.234	.024			82.14	0.61		
237	237	3 3/8	X	3 5/8	X	1/8	3.359	.024			85.32	0.61		
238	238	3 1/2	X	3 3/4	X	1/8	3.484	.024			88.49	0.61		
239	239	3 5/8	X	3 7/8	X	1/8	3.609	.028			91.67	0.71		
240	240	3 3/4	X	4	X	1/8	3.734	.028			94.84	0.71		
241	241	3 7/8	X	4 1/8	X	1/8	3.859	.028			98.02	0.71		
242	242	4	X	4 1/4	X	1/8	3.984	.028			101.19	0.71		
243	243	4 1/8	X	4 3/8	X	1/8	4.109	.028			104.37	0.71		
244	244	4 1/4	X	4 1/2	X	1/8	4.234	.030			107.54	0.76		
245	245	4 3/8	X	4 5/8	X	1/8	4.359	.030			110.72	0.76		
246	246	4 1/2	X	4 3/4	X	1/8	4.484	.030			113.89	0.76		
247	247	4 5/8	X	4 7/8	X	1/8	4.609	.030			117.07	0.76		
248	248	4 3/4	X	5	X	1/8	4.734	.030			120.24	0.76		
249	249	4 7/8	X	5 1/8	X	1/8	4.859	.035			123.42	0.89		
250	250	5	X	5 1/4	X	1/8	4.984	.035			126.59	0.89		
251	251	5 1/8	X	5 3/8	X	1/8	5.109	.035			129.77	0.89		
252	252	5 1/4	X	5 1/2	X	1/8	5.234	.035			132.94	0.89		
253	253	5 3/8	X	5 5/8	X	1/8	5.359	.035			136.12	0.89		
254	254	5 1/2	X	5 3/4	X	1/8	5.484	.035			139.29	0.89		
255	255	5 5/8	X	5 7/8	X	1/8	5.609	.035			142.47	0.89		
256	256	5 3/4	X	6	X	1/8	5.734	.035			145.64	0.89		
257	257	5 7/8	X	6 1/8	X	1/8	5.859	.035			148.82	0.89		
258	258	6	X	6 1/4	X	1/8	5.984	.035			151.99	0.89		
259	259	6 1/4	X	6 1/2	X	1/8	6.234	.040			158.34	1.02		
260	260	6 1/2	X	6 3/4	X	1/8	6.484	.040			164.69	1.02		
261	261	6 3/4	X	7	X	1/8	6.734	.040			171.04	1.02		
262	262	7	X	7 1/4	X	1/8	6.984	.040			177.39	1.02		
263	263	7 1/4	X	7 1/2	X	1/8	7.234	.045			183.74	1.14		
264	264	7 1/2	X	7 3/4	X	1/8	7.484	.045			190.09	1.14		
265	265	7 3/4	X	8	X	1/8	7.734	.045			196.44	1.14		
266	266	8	X	8 1/4	X	1/8	7.984	.045			202.79	1.14		
267	267	8 1/4	X	8 1/2	X	1/8	8.234	.050			209.14	1.27		
268	268	8 1/2	X	8 3/4	X	1/8	8.484	.050			215.49	1.27		
269	269	8 3/4	X	9	X	1/8	8.734	.050			221.84	1.27		
270	270	9	X	9 1/4	X	1/8	8.984	.050			228.19	1.27		
271	271	9 1/4	X	9 1/2	X	1/8	9.234	.055			234.54	1.40		
272	272	9 1/2	X	9 3/4	X	1/8	9.484	.055			240.89	1.40		
273	273	9 3/4	X	10	X	1/8	9.734	.055			247.24	1.40		
274	274	10	X	10 1/4	X	1/8	9.984	.055			253.59	1.40		
275	275	10 1/2	X	10 3/4	X	1/8	10.484	.055	.139	.004	266.29	1.40	3.53	0.10

Your Part Number	Newman Size Number	Nominal Size					INCH STANDARD				METRIC STANDARD			
							Inside Diameter		Cross Section W		Inside Diameter		Cross Section W	
							IN.	+/-	IN.	+/-	MM.	+/-	MM.	+/-
276	11	X	11 1/4	X	1/8	10.984	.065	.139	.004	278.99	1.65	3.53	0.10	
277	11 1/2	X	11 3/4	X	1/8	11.484	.065	↑	↑	291.69	1.65	↑	↑	
278	12	X	12 1/4	X	1/8	11.984	.065	↑	↑	304.39	1.65	↑	↑	
279	13	X	13 1/4	X	1/8	12.984	.065	↑	↑	329.79	1.65	↑	↑	
280	14	X	14 1/4	X	1/8	13.984	.065	↑	↑	355.19	1.65	↑	↑	
281	15	X	15 1/4	X	1/8	14.984	.065	↑	↑	380.59	1.65	↑	↑	
282	16	X	16 1/4	X	1/8	15.955	.075	↓	↓	405.26	1.90	↓	↓	
283	17	X	17 1/4	X	1/8	16.955	.080	↓	↓	430.66	2.16	↓	↓	
284	18	X	18 1/4	X	1/8	17.955	.085	.139	.004	456.06	2.42	3.53	0.10	
309	7/16	X	13/16	X	3/16	.412	.005	.210	.005	10.46	0.13	5.33	0.13	
310	1/2	X	7/8	X	3/16	.475	.005	↑	↑	12.07	0.13	↑	↑	
311	9/16	X	15/16	X	3/16	.537	.007	↑	↑	13.64	0.18	↑	↑	
312	5/8	X	1	X	3/16	.600	.009	↑	↑	15.25	0.23	↑	↑	
313	11/16	X	1 1/16	X	3/16	.662	.009	↑	↑	16.81	0.23	↑	↑	
314	3/4	X	1 1/8	X	3/16	.725	.010	↑	↑	18.42	0.25	↑	↑	
315	13/16	X	1 3/16	X	3/16	.787	.010	↑	↑	19.99	0.25	↑	↑	
316	7/8	X	1 1/4	X	3/16	.850	.010	↑	↑	21.59	0.25	↑	↑	
317	15/16	X	1 5/16	X	3/16	.912	.010	↑	↑	23.16	0.25	↑	↑	
318	1	X	1 3/8	X	3/16	.975	.010	↑	↑	24.77	0.25	↑	↑	
319	1 1/16	X	1 7/16	X	3/16	1.037	.010	↑	↑	26.34	0.25	↑	↑	
320	1 1/8	X	1 1/2	X	3/16	1.100	.012	↑	↑	27.94	0.30	↑	↑	
321	1 3/16	X	1 9/16	X	3/16	1.162	.012	↑	↑	29.51	0.30	↑	↑	
322	1 1/4	X	1 5/8	X	3/16	1.225	.012	↑	↑	31.12	0.30	↑	↑	
323	1 5/16	X	1 11/16	X	3/16	1.287	.012	↑	↑	32.69	0.30	↑	↑	
324	1 3/8	X	1 3/4	X	3/16	1.350	.012	↑	↑	34.29	0.30	↑	↑	
325	1 1/2	X	1 7/8	X	3/16	1.475	.015	↑	↑	37.47	0.38	↑	↑	
326	1 5/8	X	2	X	3/16	1.600	.015	↑	↑	40.64	0.38	↑	↑	
327	1 3/4	X	2 1/8	X	3/16	1.725	.015	↑	↑	43.82	0.38	↑	↑	
328	1 7/8	X	2 1/4	X	3/16	1.850	.015	↑	↑	46.99	0.38	↑	↑	
329	2	X	2 3/8	X	3/16	1.975	.018	↑	↑	50.17	0.46	↑	↑	
330	2 1/8	X	2 1/2	X	3/16	2.100	.018	↑	↑	53.34	0.46	↑	↑	
331	2 1/4	X	2 5/8	X	3/16	2.225	.018	↑	↑	56.52	0.46	↑	↑	
332	2 3/8	X	2 3/4	X	3/16	2.350	.018	↑	↑	59.69	0.46	↑	↑	
333	2 1/2	X	2 7/8	X	3/16	2.475	.020	↑	↑	62.87	0.51	↑	↑	
334	2 5/8	X	3	X	3/16	2.600	.020	↑	↑	66.04	0.51	↑	↑	
335	2 3/4	X	3 1/8	X	3/16	2.725	.020	↑	↑	69.22	0.51	↑	↑	
336	2 7/8	X	3 1/4	X	3/16	2.850	.020	↑	↑	72.39	0.51	↑	↑	
337	3	X	3 3/8	X	3/16	2.975	.024	↑	↑	75.57	0.61	↑	↑	
338	3 1/8	X	3 1/2	X	3/16	3.100	.024	↑	↑	78.74	0.61	↑	↑	
339	3 1/4	X	3 5/8	X	3/16	3.225	.024	↑	↑	81.92	0.61	↑	↑	
340	3 3/8	X	3 3/4	X	3/16	3.350	.024	↑	↑	85.09	0.61	↑	↑	
341	3 1/2	X	3 7/8	X	3/16	3.475	.024	↑	↑	88.27	0.61	↑	↑	
342	3 5/8	X	4	X	3/16	3.600	.028	↑	↑	91.44	0.71	↑	↑	
343	3 3/4	X	4 1/8	X	3/16	3.725	.028	↑	↑	94.62	0.71	↑	↑	
344	3 7/8	X	4 1/4	X	3/16	3.850	.028	↑	↑	97.79	0.71	↑	↑	
345	4	X	4 3/8	X	3/16	3.975	.028	↑	↑	100.97	0.71	↑	↑	
346	4 1/8	X	4 1/2	X	3/16	4.100	.028	↑	↑	104.14	0.71	↑	↑	
347	4 1/4	X	4 5/8	X	3/16	4.225	.030	↓	↓	107.32	0.76	↓	↓	
348	4 3/8	X	4 3/4	X	3/16	4.350	.030	↓	↓	110.49	0.76	↓	↓	
349	4 1/2	X	4 7/8	X	3/16	4.475	.030	.210	.005	113.67	0.76	5.33	0.13	

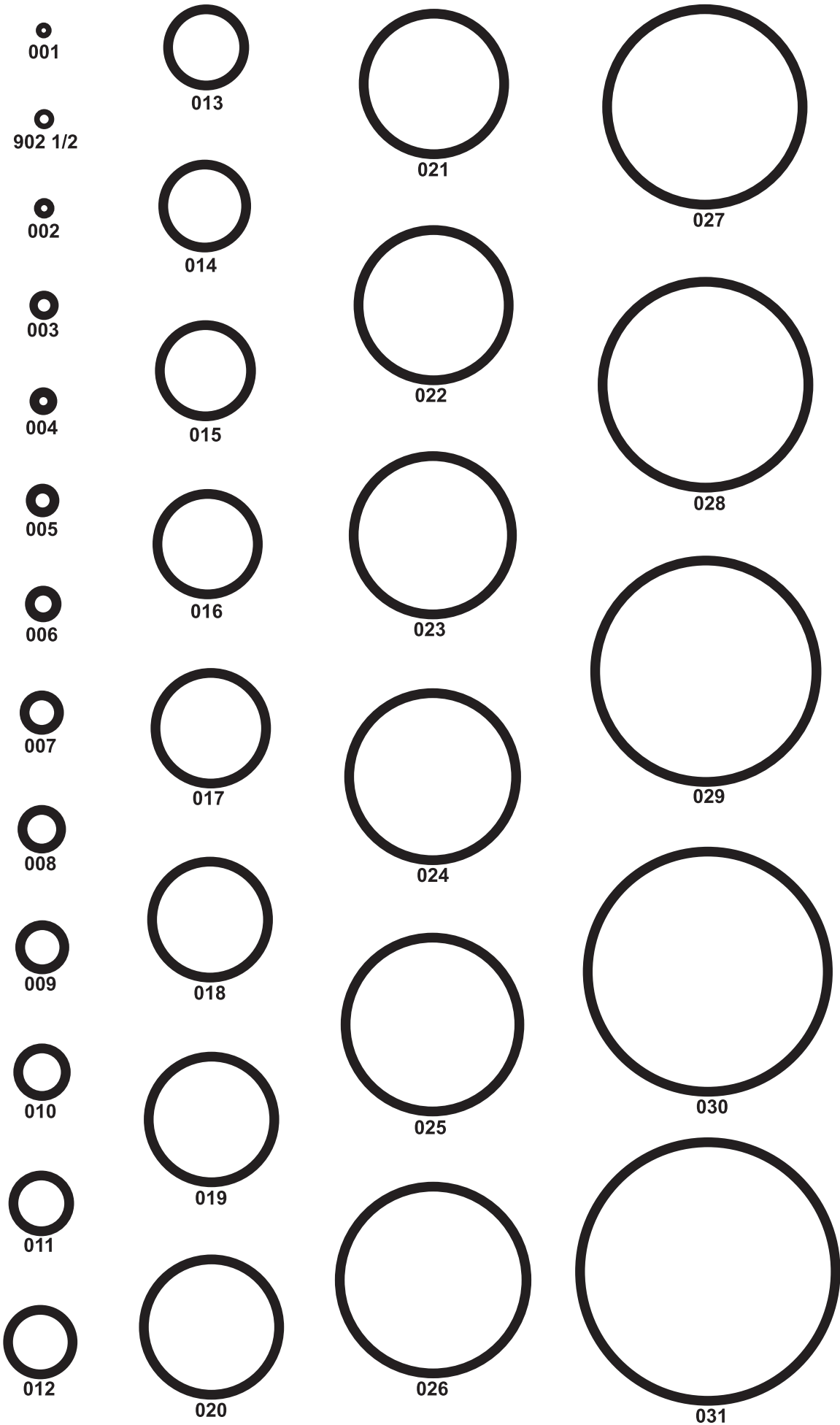


Your Part Number	Newman Size Number	Nominal Size					INCH STANDARD				METRIC STANDARD			
							Inside Diameter		Cross Section W		Inside Diameter		Cross Section W	
							IN.	+/-	IN.	+/-	MM.	+/-	MM.	+/-
	350	4 5/8	X	5	X	3/16	4.600	.030	.210	.005	116.84	0.76	5.33	0.13
	351	4 3/4	X	5 1/8	X	3/16	4.725	.030			120.02	0.76		
	352	4 7/8	X	5 1/4	X	3/16	4.850	.030			123.19	0.76		
	353	5	X	5 3/8	X	3/16	4.975	.037			126.37	0.94		
	354	5 1/8	X	5 1/2	X	3/16	5.100	.037			129.54	0.94		
	355	5 1/4	X	5 5/8	X	3/16	5.225	.037			132.72	0.94		
	356	5 3/8	X	5 3/4	X	3/16	5.350	.037			135.89	0.94		
	357	5 1/2	X	5 7/8	X	3/16	5.475	.037			139.07	0.94		
	358	5 5/8	X	6	X	3/16	5.600	.037			142.24	0.94		
	359	5 3/4	X	6 1/8	X	3/16	5.725	.037			145.42	0.94		
	360	5 7/8	X	6 1/4	X	3/16	5.850	.037			148.49	0.94		
	361	6	X	6 3/8	X	3/16	5.975	.037			151.77	0.94		
	362	6 1/4	X	6 5/8	X	3/16	6.225	.040			158.12	1.02		
	363	6 1/2	X	6 7/8	X	3/16	6.475	.040			164.47	1.02		
	364	6 3/4	X	7 1/8	X	3/16	6.725	.040			170.82	1.02		
	365	7	X	7 3/8	X	3/16	6.975	.040			177.17	1.02		
	366	7 1/4	X	7 5/8	X	3/16	7.225	.045			183.52	1.14		
	367	7 1/2	X	7 7/8	X	3/16	7.475	.045			189.87	1.14		
	368	7 3/4	X	8 1/8	X	3/16	7.725	.045			196.22	1.14		
	369	8	X	8 3/8	X	3/16	7.975	.045			202.57	1.14		
	370	8 1/4	X	8 5/8	X	3/16	8.225	.050			208.92	1.30		
	371	8 1/2	X	8 7/8	X	3/16	8.475	.050			215.27	1.30		
	372	8 3/4	X	9 1/8	X	3/16	8.725	.050			221.65	1.30		
	373	9	X	9 3/8	X	3/16	8.975	.050			227.97	1.30		
	374	9 1/4	X	9 5/8	X	3/16	9.225	.055			234.32	1.40		
	375	9 1/2	X	9 7/8	X	3/16	9.475	.055			240.67	1.40		
	376	9 3/4	X	10 1/8	X	3/16	9.725	.055			247.02	1.40		
	377	10	X	10 3/8	X	3/16	9.975	.055			253.37	1.40		
	378	10 1/2	X	10 7/8	X	3/16	10.475	.060			266.07	1.52		
	379	11	X	11 3/8	X	3/16	10.975	.060			278.77	1.52		
	380	11 1/2	X	11 7/8	X	3/16	11.475	.065			291.47	1.65		
	381	12	X	12 3/8	X	3/16	11.975	.065			304.17	1.65		
	382	13	X	13 3/8	X	3/16	12.975	.065			329.57	1.65		
	383	14	X	14 3/8	X	3/16	13.975	.070			354.97	1.78		
	384	15	X	15 3/8	X	3/16	14.975	.070			380.37	1.78		
	385	16	X	16 3/8	X	3/16	15.955	.075			405.26	1.90		
	386	17	X	17 3/8	X	3/16	16.955	.080			430.66	2.03		
	387	18	X	18 3/8	X	3/16	17.955	.085			456.06	2.16		
	388	19	X	19 3/8	X	3/16	18.952	.090			481.38	2.29		
	389	20	X	20 3/8	X	3/16	19.952	.090			506.78	2.41		
	390	21	X	21 3/8	X	3/16	20.952	.090			532.18	2.41		
	391	22	X	22 3/8	X	3/16	21.952	.100			557.58	2.55		
	392	23	X	23 3/8	X	3/16	22.940	.105			582.68	2.75		
	393	24	X	24 3/8	X	3/16	23.940	.110			608.08	2.80		
	394	25	X	25 3/8	X	3/16	24.940	.115			633.48	2.90		
	395	26	X	26 3/8	X	3/16	25.940	.120	.210	.005	658.88	3.05	5.33	0.13

Your Part Number	Newman Size Number	Nominal Size					INCH STANDARD				METRIC STANDARD			
							Inside Diameter		Cross Section W		Inside Diameter		Cross Section W	
							IN.	+/-	IN.	+/-	MM.	+/-	MM.	+/-
425		4 1/2	X	5	X	1/4	4.475	.033	.275	.006	113.67	0.84	6.99	0.15
426		4 5/8	X	5 1/8	X	1/4	4.600	.033	↑	↑	116.84	0.84	↑	↑
427		4 3/4	X	5 1/4	X	1/4	4.725	.033	↑	↑	120.02	0.84	↑	↑
428		4 7/8	X	5 3/8	X	1/4	4.850	.033	↑	↑	123.19	0.84	↑	↑
429		5	X	5 1/2	X	1/4	4.975	.037	↑	↑	126.37	0.94	↑	↑
430		5 1/8	X	5 5/8	X	1/4	5.100	.037	↑	↑	129.54	0.94	↑	↑
431		5 1/4	X	5 3/4	X	1/4	5.225	.037	↑	↑	132.72	0.94	↑	↑
432		5 3/8	X	5 7/8	X	1/4	5.350	.037	↑	↑	135.89	0.94	↑	↑
433		5 1/2	X	6	X	1/4	5.475	.037	↑	↑	139.07	0.94	↑	↑
434		5 5/8	X	6 1/8	X	1/4	5.600	.037	↑	↑	142.24	0.94	↑	↑
435		5 3/4	X	6 1/4	X	1/4	5.725	.037	↑	↑	145.42	0.94	↑	↑
436		5 7/8	X	6 3/8	X	1/4	5.850	.037	↑	↑	148.59	0.94	↑	↑
437		6	X	6 1/2	X	1/4	5.975	.037	↑	↑	151.77	0.94	↑	↑
438		6 1/4	X	6 3/4	X	1/4	6.225	.040	↑	↑	158.12	1.02	↑	↑
439		6 1/2	X	7	X	1/4	6.475	.040	↑	↑	164.47	1.02	↑	↑
440		6 3/4	X	7 1/4	X	1/4	6.725	.040	↑	↑	170.82	1.02	↑	↑
441		7	X	7 1/2	X	1/4	6.975	.040	↑	↑	177.17	1.02	↑	↑
442		7 1/4	X	7 3/4	X	1/4	7.225	.045	↑	↑	183.52	1.14	↑	↑
443		7 1/2	X	8	X	1/4	7.475	.045	↑	↑	189.87	1.14	↑	↑
444		7 3/4	X	8 1/4	X	1/4	7.725	.045	↑	↑	196.22	1.14	↑	↑
445		8	X	8 1/2	X	1/4	7.975	.045	↑	↑	202.57	1.14	↑	↑
446		8 1/2	X	9	X	1/4	8.475	.055	↑	↑	215.27	1.40	↑	↑
447		9	X	9 1/2	X	1/4	8.975	.055	↑	↑	227.97	1.40	↑	↑
448		9 1/2	X	10	X	1/4	9.475	.055	↑	↑	240.67	1.40	↑	↑
449		10	X	10 1/2	X	1/4	9.975	.055	↑	↑	253.37	1.40	↑	↑
450		10 1/2	X	11	X	1/4	10.475	.060	↑	↑	266.07	1.52	↑	↑
451		11	X	11 1/2	X	1/4	10.975	.060	↑	↑	278.77	1.52	↑	↑
452		11 1/2	X	12	X	1/4	11.475	.060	↑	↑	291.47	1.52	↑	↑
453		12	X	12 1/2	X	1/4	11.975	.060	↑	↑	304.17	1.52	↑	↑
454		12 1/2	X	13	X	1/4	12.475	.060	↑	↑	316.87	1.52	↑	↑
455		13	X	13 1/2	X	1/4	12.975	.060	↑	↑	329.57	1.52	↑	↑
456		13 1/2	X	14	X	1/4	13.475	.070	↑	↑	342.27	1.78	↑	↑
457		14	X	14 1/2	X	1/4	13.975	.070	↑	↑	354.97	1.78	↑	↑
458		14 1/2	X	15	X	1/4	14.475	.070	↑	↑	367.67	1.78	↑	↑
459		15	X	15 1/2	X	1/4	14.975	.070	↑	↑	380.37	1.78	↑	↑
460		15 1/2	X	16	X	1/4	15.475	.070	↑	↑	393.07	1.78	↑	↑
461		16	X	16 1/2	X	1/4	15.955	.075	↑	↑	405.26	1.90	↑	↑
462		16 1/2	X	17	X	1/4	16.455	.075	↑	↑	417.96	1.90	↑	↑
463		17	X	17 1/2	X	1/4	16.955	.080	↑	↑	430.66	2.05	↑	↑
464		17 1/2	X	18	X	1/4	17.455	.085	↑	↑	443.36	2.15	↑	↑
465		18	X	18 1/2	X	1/4	17.955	.085	↑	↑	456.06	2.15	↑	↑
466		18 1/2	X	19	X	1/4	18.455	.085	↑	↑	468.76	2.15	↑	↑
467		19	X	19 1/2	X	1/4	18.955	.090	↑	↑	481.46	2.29	↑	↑
468		19 1/2	X	20	X	1/4	19.455	.090	↑	↑	494.16	2.29	↑	↑
469		20	X	20 1/2	X	1/4	19.955	.090	↑	↑	506.86	2.41	↑	↑
470		21	X	21 1/2	X	1/4	20.955	.090	↑	↑	532.26	2.41	↑	↑
471		22	X	22 1/2	X	1/4	21.955	.100	↑	↑	557.66	2.55	↑	↑
472		23	X	23 1/2	X	1/4	22.940	.105	↑	↑	582.68	2.65	↑	↑
473		24	X	24 1/2	X	1/4	23.940	.110	↑	↑	608.08	2.80	↑	↑
474		25	X	25 1/2	X	1/4	24.940	.115	↓	↓	633.48	2.90	↓	↓
475		26	X	26 1/2	X	1/4	25.940	.120	.275	.006	658.88	3.05	6.99	0.15




000 SERIES – .070 cross section






100 SERIES – .103 cross section



200 SERIES – .139 cross section





309



310




311




312




313




314




315




316




317




318




319




320




321




322




323



324



325



326



## Custom Molding

*Some parts shown are proprietary parts and are not available for resale.*

Newman's custom molding group is able to develop and produce a broad range of products...products designed not only for the industries it now serves, but also for other sanitary applications.

Much of the custom molded work applies to processing systems and the manufacture of processing equipment. The materials used are much the same as the standard products which are Buna-N, Viton™, Silicone, EPDM and Teflon®.

All items are made to the customer's specifications by working closely with the customer to ensure proper fit and quality. Custom molding can vary from a small non-standard "O"-ring to a highly sophisticated rubber compound bonded to stainless steel, or a specific item needing just the

right amount of resiliency to work efficiently on a given piece of equipment. Processing equipment manufacturers rely on Newman for their original and replacement rubber parts for countless uses in the pharmaceutical industry.

Each custom molded part is developed with your time-table in mind. With highly skilled design engineers and the most efficient tooling costs, along with Newman's processing equipment experience working with FDA compliant materials, where sanitary conditions are essential, the customer is assured the highest quality custom molded part in the industry today. Most importantly, it is provided at much less than the cost of other custom molders.



P.O. Box 222, Lebanon, Ohio 45036 • Telephone 513-932-7379 • FAX 513-932-4493  
[www.newmangasket.com](http://www.newmangasket.com)