


**"O" RINGS
FDA AND USP CLASS VI**

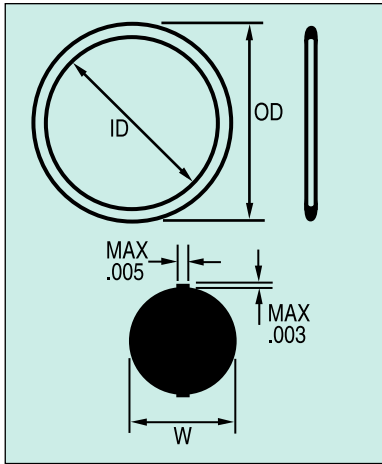


NEWMAN
SANITARY GASKET COMPANY

PRODUCTS OF INTEGRITY...FROM PEOPLE OF INTEGRITY

How to size your "O"-Rings

If you don't know the size or number of the "O"-Ring, you will need to determine the I.D. and width (see illustration below); or you may enclose a sample of the size you need with your quote request or order.



If your FDA rubber requirements are demanding, you can be assured that Newman will meet your exact standards precisely. For specific applications, data and design assistance, give us a call.

Newman Elastomer Characteristics

Newman Sanitary Gasket Company has the largest stock of FDA compliant "O"-Rings in North America ready to serve your requirements whether your needs are small or large. You will find our quality "O"-Rings have the mechanical properties you are seeking, plus the most demanding quality criteria.

Buna-N compound No. 1107 material will handle most food, dairy, and sanitary services. It is the backbone of the food and edibles industries, has excellent resistance to compression set, tear and abrasion. It has good acid and mild alkali resistance and is good for vegetable oil service. Rated at -40° to 225°F.

EPDM (ethylene propylene rubber) compound No. 2107 is excellent for hot water and steam service up to 325°F. It is very abrasion-resistant and has excellent resistance to ozone, sunlight or weather and de-ionized water. EPDM also has good tensile strength and good resistance to mild acids, alkalis and alcohols. Rated -65°F to 350°F (short term to 400°F).

CMPD No. 2197 material will handle soft drink applications and is very well suited for products containing aspartame, Nutra-Sweet®.

Viton® (bisphenol cured fluorocarbon elastomer) compound No. 3207 material has excellent mechanical, chemical, heat and steam resistance. It is particularly well-suited for hot fatty and oil products. Viton® is especially good for hard vacuum service because of its high molecular weight and low gas permeability. It has been used to -65°F in some static seals — flexibility, 0°F to 400°F under continuous duty and will take 600°F for short periods of time. Rated at -20°F to 400°F (short terms to 600°F).

Silicone Platinum cured compound No. 4749 (clear) material is known for its standard of purity and non-leaching characteristics. Its ability to withstand many chemicals and combination of chemicals is the reason it is so popular with the pharmaceutical industry. Silicone has excellent low temperature flexibility — to 100°F in dry heat; 450°F is the top for continuous duty with 600°F possible for short periods. Rated at -80° to 400°F.

Kalrez® perfluoroelastomer compounds No. 6230 (black) and 6221 (white) last longer and seal more effectively than other elastomers due to their exceptional chemical resistance and thermal stability. Kalrez® o-rings can withstand attack by more than 1,800 chemicals, including many acids and amines that cause other elastomers to fail due to excessive swelling. Even after long-term exposure to temperatures up to 600°F, Kalrez® retains its elasticity and recovery properties better than other high temperature elastomers

Newman "O"-Ring sizes are the same as those established in AS568A, which includes more available sizes than several of the military specifications. These sizes and tolerances were published by SAE and have been approved by the Air Standards Committee (membership by U.S.A., Australia, Canada, New Zealand, and the United Kingdom) July 1974 and are illustrated in the following pages.

Groove Finish

Straight-sided grooves are best to prevent extrusion or nibbling, but 5° sloping sides are easier to machine and are suitable for pressures up to 1500 psi. Finish sides to 32 RMS with no burrs, nicks, or scratches. Locate in a shaft or rod, if possible, for easier machining and installation.

The rubbing surfaces should be 8 to 16 RMS without longitudinal or circumferential scratches. Best surfaces are honed, burnished, or hard chromeplate. Soft or stringy metals such as aluminum, brass, bronze, monel, or free machining stainless steel should not be used for moving seals. A 63RMS finish may be used for static glands.

Finishes below 5 RMS wipe too clean for good moving seal life. Steel or cast iron cylinder bores are preferred. They should be thick enough not to expand or breathe with pressure, otherwise the radial clearance gap may expand and contract with pressure fluctuations causing nibbling of the ring. Pistons should be softer than cylinder materials to avoid scratching.

(E) Maximum Radial Clearance Gap to Prevent Extrusion

Maximum Pressure PSI	"O"-Ring Hardness (Shore A)				
	50	60	70	80	90
100	.008"	.009"	.010"	.013"	.016"
250	.005"	.008"	.009"	.012"	.014"
500	.003"	.005"	.008"	.010"	.012"
1,000	.001"	.003"	.005"	.008"	.010"
1,500	.000"	.001"	.003"	.005"	.008"
2,000		.000"	.002"	.004"	.005"
3,000			.000"	.002"	.003"
4,000				.000"	.001"
5,000					.000"

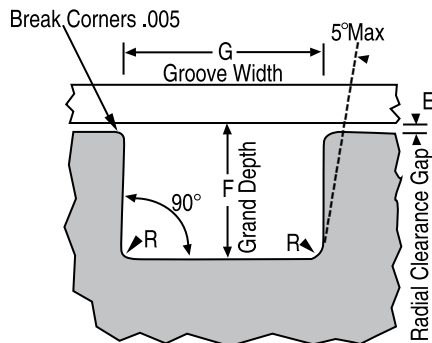
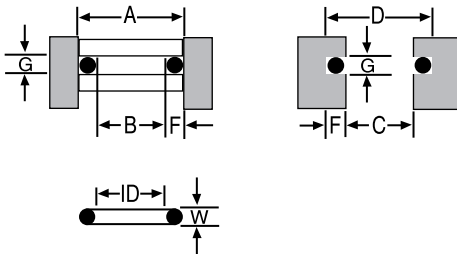
Clearances apply to dynamic "O"-Rings with no backup washers for .139 in. (3.53mm) "O"-Ring cross-sections and up. Smaller cross-sections do not give effective moving seal life, are less resistant to extrusion, and may be critical in sealing high frequency dynamic motion.

Static Tolerances

SIZE No.	A ±.000	B ±.000	C ±.000	D ±.000
001-012	+0.001	-0.001	-0.001	+0.001
013-050	+0.002	-0.002	-0.002	+0.002
102-178	+0.003	-0.003	-0.003	+0.003
201-284	+0.004	-0.004	-0.003	+0.003
309-395	+0.005	-0.005	-0.003	+0.003
425-475	+0.006	-0.006	-0.003	+0.003

Dynamic Tolerances

SIZE No.	A ±.000	B ±.000	C ±.000	D ±.000
001-012	+0.001	-0.001	-0.001	+0.001
012-116	+0.003	-0.003	-0.003	+0.003
201-222	+0.004	-0.004	-0.004	+0.004
309-349	+0.005	-0.005	-0.005	+0.005
425-460	+0.006	-0.006	-0.006	+0.006



(G) Groove Dimensions

+0.005
-0.000

Commercial Applications

"O"-Ring Cross-Section	ROLLING SEALS			NON-ROLLING SEALS *		
	No Backup Washer	One Backup Washer	Two Backup Washer	No Backup Washer	One Backup Washer	Two Backup Washer
.070	.093	.149	.207	.083	.138	.205
.103	.140	.183	.245	.120	.171	.238
.139	.185	.225	.304	.160	.208	.275
.210	.285	.334	.474	.235	.311	.410
.275	.375	.440	.579	.310	.408	.538

* These groove widths are for compounds that free swell less than 15%. Suitable extra allowances should be made for higher swell.





	BUNA-N (1107)	EPDM (2107)	VITON® (3207)	SILICONE (4137)	SILICONE (4749)
Specific Gravity	1.38	1.20	1.94	1.20	1.22
Tensile Strength, psi	2010	1705	1910	1256	1130
Elongation, %	405	450	310	307	610
300% Modulus, psi	1430	1260	1610	1245	450
Hardness, Shore A, pts.	70	71	74	75	80
Compression Set, % (Method B, 22 hrs. @ 100°C)	21.6	27.5	26.7	24.5	6.5

These materials meet the criteria of the FDA, Title 21, Paragraph 177.2600, as a direct contact material with food and pharmaceutical products.

Your Part Number	Newman Size Number	Nominal Size					INCH STANDARD				METRIC STANDARD			
							Inside Diameter		Cross Section W		Inside Diameter		Cross Section W	
							IN.	+/-	IN.	+/-	MM.	+/-	MM.	+/-
001	1/32	X	3/32	X	1/32	.029	.004	.040	.003	0.74	0.10	1.02	0.08	
902 1/2	1/16	X	1/8	X	1/32	.070	.004	.040	.003	1.78	0.10	1.02	0.08	
002	3/64	X	9/64	X	1/32	.042	.004	.050	.003	1.07	0.10	1.27	0.08	
003	1/16	X	3/16	X	1/16	.056	.004	.060	.003	1.42	0.10	1.52	0.08	
004	5/64	X	13/64	X	1/16	.070	.005	.070	.003	1.78	0.13	1.78	0.08	
005	3/32	X	7/32	X	1/16	.101	.005			2.57	0.13			
006	1/8	X	1/4	X	1/16	.114	.005			2.90	0.13			
007	5/32	X	9/32	X	1/16	.145	.005			3.68	0.13			
008	3/16	X	5/16	X	1/16	.176	.005			4.47	0.13			
009	7/32	X	11/32	X	1/16	.208	.005			5.28	0.13			
010	1/4	X	3/8	X	1/16	.239	.005			6.07	0.13			
011	5/16	X	7/16	X	1/16	.301	.005			7.65	0.13			
012	3/8	X	1/2	X	1/16	.364	.005			9.25	0.13			
013	7/16	X	9/16	X	1/16	.426	.005			10.82	0.13			
014	1/2	X	5/8	X	1/16	.489	.005			12.42	0.13			
015	9/16	X	11/16	X	1/16	.551	.007			14.00	0.18			
016	5/8	X	3/4	X	1/16	.614	.009			15.60	0.23			
017	11/16	X	13/16	X	1/16	.676	.009			17.17	0.23			
018	3/4	X	7/8	X	1/16	.739	.009			18.77	0.23			
019	13/16	X	15/16	X	1/16	.801	.009			20.35	0.23			
020	7/8	X	1	X	1/16	.864	.009			21.95	0.23			
021	15/16	X	1 1/16	X	1/16	.926	.009			23.52	0.23			
022	1	X	1 1/8	X	1/16	.989	.010			25.12	0.25			
023	1 1/16	X	1 3/16	X	1/16	1.051	.010			26.70	0.25			
024	1 1/8	X	1 1/4	X	1/16	1.114	.010			28.30	0.25			
025	1 3/16	X	1 5/16	X	1/16	1.176	.011			29.87	0.28			
026	1 1/4	X	1 3/8	X	1/16	1.239	.011			31.47	0.28			
027	1 5/16	X	1 7/16	X	1/16	1.301	.011			33.05	0.28			
028	1 3/8	X	1 1/2	X	1/16	1.364	.013			34.65	0.33			
029	1 1/2	X	1 5/8	X	1/16	1.489	.013			37.82	0.33			
030	1 5/8	X	1 3/4	X	1/16	1.614	.013			41.00	0.33			
031	1 3/4	X	1 7/8	X	1/16	1.739	.015			44.17	0.38			
032	1 7/8	X	2	X	1/16	1.864	.015			47.35	0.38			
033	2	X	2 1/8	X	1/16	1.989	.018			50.52	0.46			
034	2 1/8	X	2 1/4	X	1/16	2.114	.018			53.70	0.46			
035	2 1/4	X	2 3/8	X	1/16	2.239	.018			56.87	0.46			
036	2 3/8	X	2 1/2	X	1/16	2.364	.018			60.05	0.46			
037	2 1/2	X	2 5/8	X	1/16	2.489	.018			63.22	0.46			
038	2 5/8	X	2 3/4	X	1/16	2.614	.020			66.40	0.51			
039	2 3/4	X	2 7/8	X	1/16	2.739	.020			69.57	0.51			
040	2 7/8	X	3	X	1/16	2.864	.020			72.75	0.51			
041	3	X	3 1/8	X	1/16	2.989	.024			75.92	0.61			
042	3 1/4	X	3 3/8	X	1/16	3.239	.024			82.27	0.61			
043	3 1/2	X	3 5/8	X	1/16	3.489	.024			88.62	0.61			
044	3 3/4	X	3 7/8	X	1/16	3.739	.027			94.97	0.69			
045	4	X	4 1/8	X	1/16	3.989	.027			101.32	0.69			
046	4 1/4	X	4 3/8	X	1/16	4.239	.027			107.67	0.76			
047	4 1/2	X	4 5/8	X	1/16	4.489	.030			114.02	0.76			
048	4 3/4	X	4 7/8	X	1/16	4.739	.030			120.37	0.76			
049	5	X	5 1/8	X	1/16	4.989	.037			126.72	0.94			
050	5 1/4	X	5 3/8	X	1/16	5.239	.037	.070	.003	133.07	0.94	1.78	0.08	

Your Part Number	Newman Size Number	Nominal Size						INCH STANDARD				METRIC STANDARD			
								Inside Diameter		Cross Section W		Inside Diameter		Cross Section W	
								IN.	+/-	IN.	+/-	MM.	+/-	MM.	+/-
102		1/16	X	1/4	X	3/32	.049	.005	.103	.003	1.24	0.10	2.62	0.08	
103		3/32	X	9/32	X	3/32	.081	.005			2.06	0.13			
104		1/8	X	5/16	X	3/32	.112	.005			2.84	0.13			
105		5/32	X	11/32	X	3/32	.143	.005			3.63	0.13			
106		3/16	X	3/8	X	3/32	.174	.005			4.42	0.13			
107		7/32	X	13/32	X	3/32	.206	.005			5.23	0.13			
108		1/4	X	7/16	X	3/32	.237	.005			6.02	0.13			
109		5/16	X	1/2	X	3/32	.299	.005			7.59	0.13			
110		3/8	X	9/16	X	3/32	.362	.005			9.19	0.13			
111		7/16	X	5/8	X	3/32	.424	.005			10.77	0.13			
112		1/2	X	11/16	X	3/32	.487	.007			12.37	0.13			
113		9/16	X	3/4	X	3/32	.549	.009			13.94	0.18			
114		5/8	X	13/16	X	3/32	.612	.009			15.54	0.23			
115		11/16	X	7/8	X	3/32	.674	.009			17.12	0.23			
116		3/4	X	15/16	X	3/32	.737	.009			18.72	0.23			
117		13/16	X	1	X	3/32	.799	.010			20.29	0.25			
118		7/8	X	1 1/16	X	3/32	.862	.010			21.89	0.25			
119		15/16	X	1 1/8	X	3/32	.924	.010			23.47	0.25			
120		1	X	1 3/16	X	3/32	.987	.010			25.07	0.25			
121		1 1/16	X	1 1/4	X	3/32	1.049	.010			26.64	0.25			
122		1 1/8	X	1 5/16	X	3/32	1.112	.010			28.24	0.25			
123		1 3/16	X	1 3/8	X	3/32	1.174	.012			29.82	0.30			
124		1 1/4	X	1 7/16	X	3/32	1.237	.012			31.42	0.30			
125		1 5/16	X	1 1/2	X	3/32	1.299	.012			32.99	0.30			
126		1 3/8	X	1 9/16	X	3/32	1.362	.012			34.59	0.30			
127		1 7/16	X	1 5/8	X	3/32	1.424	.012			36.17	0.30			
128		1 1/2	X	1 11/16	X	3/32	1.487	.012			37.77	0.30			
129		1 9/16	X	1 3/4	X	3/32	1.549	.015			39.34	0.38			
130		1 5/8	X	1 13/16	X	3/32	1.612	.015			40.94	0.38			
131		1 11/16	X	1 7/8	X	3/32	1.674	.015			42.52	0.38			
132		1 3/4	X	1 15/16	X	3/32	1.737	.015			44.12	0.38			
133		1 13/16	X	2	X	3/32	1.799	.015			45.69	0.38			
134		1 7/8	X	2 1/16	X	3/32	1.862	.015			47.29	0.38			
135		1 15/16	X	2 1/8	X	3/32	1.925	.017			48.90	0.43			
136		2	X	2 3/16	X	3/32	1.987	.017			50.47	0.43			
137		2 1/16	X	2 1/4	X	3/32	2.050	.017			52.07	0.43			
138		2 1/8	X	2 5/16	X	3/32	2.112	.017			53.64	0.43			
139		2 3/16	X	2 3/8	X	3/32	2.175	.017			55.25	0.43			
140		2 1/4	X	2 7/16	X	3/32	2.237	.017			56.82	0.43			
141		2 5/16	X	2 1/2	X	3/32	2.300	.020			58.42	0.51			
142		2 3/8	X	2 9/16	X	3/32	2.362	.020			59.99	0.51			
143		2 7/16	X	2 5/8	X	3/32	2.425	.020			61.60	0.51			
144		2 1/2	X	2 11/16	X	3/32	2.487	.020			63.17	0.51			
145		2 9/16	X	2 3/4	X	3/32	2.550	.020			64.77	0.51			
146		2 5/8	X	2 13/16	X	3/32	2.612	.020			66.34	0.51			
147		2 11/16	X	2 7/8	X	3/32	2.675	.022			67.95	0.56			
148		2 3/4	X	2 15/16	X	3/32	2.737	.022			69.52	0.56			
149		2 13/16	X	3	X	3/32	2.800	.022			71.12	0.56			
150		2 7/8	X	3 1/16	X	3/32	2.862	.022			72.69	0.56			
151		3	X	3 3/16	X	3/32	2.987	.024			75.87	0.61			
152		3 1/4	X	3 7/16	X	3/32	3.237	.024	.103	.003	82.22	0.61	2.62	0.08	

Your Part Number	Newman Size Number	Nominal Size				INCH STANDARD				METRIC STANDARD				
						Inside Diameter		Cross Section W		Inside Diameter		Cross Section W		
						IN.	+/-	IN.	+/-	MM.	+/-	MM.	+/-	
	153	3 1/2	X	3 11/16	X	3/32	3.487	.024	.103	.003	88.57	0.61	2.62	0.08
	154	3 3/4	X	3 15/16	X	3/32	3.737	.028			94.92	0.71		
	155	4	X	4 3/16	X	3/32	3.987	.028			101.27	0.71		
	156	4 1/4	X	4 7/16	X	3/32	4.237	.030			107.62	0.76		
	157	4 1/2	X	4 11/16	X	3/32	4.487	.030			113.97	0.76		
	158	4 3/4	X	4 15/16	X	3/32	4.737	.030			120.32	0.76		
	159	5	X	5 3/16	X	3/32	4.987	.035			126.67	0.89		
	160	5 1/4	X	5 7/16	X	3/32	5.237	.035			133.02	0.89		
	161	5 1/2	X	5 11/16	X	3/32	5.487	.035			139.37	0.89		
	162	5 3/4	X	5 15/16	X	3/32	5.737	.035			145.72	0.89		
	163	6	X	6 3/16	X	3/32	5.987	.040			152.07	0.89		
	164	6 1/4	X	6 7/16	X	3/32	6.237	.040			158.42	1.02		
	165	6 1/2	X	6 11/16	X	3/32	6.487	.040			164.77	1.02		
	166	6 3/4	X	6 15/16	X	3/32	6.737	.040			171.12	1.02		
	167	7	X	7 3/16	X	3/32	6.987	.040			177.47	1.02		
	168	7 1/4	X	7 7/16	X	3/32	7.237	.045			183.82	1.14		
	169	7 1/2	X	7 11/16	X	3/32	7.487	.045			190.17	1.14		
	170	7 3/4	X	7 15/16	X	3/32	7.737	.045			196.54	1.14		
	171	8	X	8 3/16	X	3/32	7.987	.045			202.87	1.14		
	172	8 1/4	X	8 7/16	X	3/32	8.237	.050			209.22	1.27		
	173	8 1/2	X	8 11/16	X	3/32	8.487	.050			215.57	1.27		
	174	8 3/4	X	8 15/16	X	3/32	8.737	.050			221.92	1.27		
	175	9	X	9 3/16	X	3/32	8.987	.050			228.27	1.27		
	176	9 1/4	X	9 7/16	X	3/32	9.237	.055			234.62	1.40		
	177	9 1/2	X	9 11/16	X	3/32	9.487	.055			240.97	1.40		
	178	9 3/4	X	9 15/16	X	3/32	9.737	.055	.103	.003	247.32	1.40	2.62	0.08
	201	3/16	X	7/16	X	1/8	.171	.007	.139	.004	4.34	0.18	3.53	0.10
	202	1/4	X	1/2	X	1/8	.234	.007			5.94	0.18		
	203	5/16	X	9/16	X	1/8	.296	.007			7.52	0.18		
	204	3/8	X	5/8	X	1/8	.359	.007			9.12	0.18		
	205	7/16	X	11/16	X	1/8	.421	.007			10.69	0.18		
	206	1/2	X	3/4	X	1/8	.484	.007			12.29	0.18		
	207	9/16	X	13/16	X	1/8	.546	.007			13.87	0.18		
	208	5/8	X	7/8	X	1/8	.609	.009			15.47	0.23		
	209	11/16	X	15/16	X	1/8	.671	.009			17.04	0.23		
	210	3/4	X	1	X	1/8	.734	.010			18.66	0.25		
	211	13/16	X	1 1/16	X	1/8	.796	.010			20.22	0.25		
	212	7/8	X	1 1/8	X	1/8	.859	.010			21.82	0.25		
	213	15/16	X	1 3/16	X	1/8	.921	.010			23.40	0.25		
	214	1	X	1 1/4	X	1/8	.984	.010			25.00	0.25		
	215	1 1/16	X	1 5/16	X	1/8	1.046	.010			26.58	0.25		
	216	1 1/8	X	1 3/8	X	1/8	1.109	.012			28.17	0.30		
	217	1 3/16	X	1 7/16	X	1/8	1.171	.012			29.75	0.30		
	218	1 1/4	X	1 1/2	X	1/8	1.234	.012			31.35	0.30		
	219	1 5/16	X	1 9/16	X	1/8	1.296	.012			32.92	0.30		
	220	1 3/8	X	1 5/8	X	1/8	1.359	.012			34.52	0.30		
	221	1 7/16	X	1 11/16	X	1/8	1.421	.012			36.09	0.30		
	222	1 1/2	X	1 3/4	X	1/8	1.484	.015			37.70	0.38		
	223	1 5/8	X	1 7/8	X	1/8	1.609	.015			40.87	0.38		
	224	1 3/4	X	2	X	1/8	1.734	.015	.139	.004	44.04	0.38	3.53	0.10

Your Part Number	Newman Size Number	Nominal Size				INCH STANDARD				METRIC STANDARD			
						Inside Diameter		Cross Section W		Inside Diameter		Cross Section W	
						IN.	+/-	IN.	+/-	MM.	+/-	MM.	+/-
225	1 7/8	X	2 1/8	X	1/8	1.859	.018	.139	.004	47.22	0.46	3.53	0.10
226	2	X	2 1/4	X	1/8	1.984	.018			50.39	0.46		
227	2 1/8	X	2 3/8	X	1/8	2.109	.018			53.57	0.46		
228	2 1/4	X	2 1/2	X	1/8	2.234	.020			56.74	0.51		
229	2 3/8	X	2 5/8	X	1/8	2.359	.020			59.92	0.51		
230	2 1/2	X	2 3/4	X	1/8	2.484	.020			63.09	0.51		
231	2 5/8	X	2 7/8	X	1/8	2.609	.020			66.27	0.51		
232	2 3/4	X	3	X	1/8	2.734	.024			69.44	0.61		
233	2 7/8	X	3 1/8	X	1/8	2.859	.024			72.62	0.61		
234	3	X	3 1/4	X	1/8	2.984	.024			75.79	0.61		
235	3 1/8	X	3 3/8	X	1/8	3.109	.024			78.97	0.61		
236	3 1/4	X	3 1/2	X	1/8	3.234	.024			82.14	0.61		
237	3 3/8	X	3 5/8	X	1/8	3.359	.024			85.32	0.61		
238	3 1/2	X	3 3/4	X	1/8	3.484	.024			88.49	0.61		
239	3 5/8	X	3 7/8	X	1/8	3.609	.028			91.67	0.71		
240	3 3/4	X	4	X	1/8	3.734	.028			94.84	0.71		
241	3 7/8	X	4 1/8	X	1/8	3.859	.028			98.02	0.71		
242	4	X	4 1/4	X	1/8	3.984	.028			101.19	0.71		
243	4 1/8	X	4 3/8	X	1/8	4.109	.028			104.37	0.71		
244	4 1/4	X	4 1/2	X	1/8	4.234	.030			107.54	0.76		
245	4 3/8	X	4 5/8	X	1/8	4.359	.030			110.72	0.76		
246	4 1/2	X	4 3/4	X	1/8	4.484	.030			113.89	0.76		
247	4 5/8	X	4 7/8	X	1/8	4.609	.030			117.07	0.76		
248	4 3/4	X	5	X	1/8	4.734	.030			120.24	0.76		
249	4 7/8	X	5 1/8	X	1/8	4.859	.035	123.42	0.89				
250	5	X	5 1/4	X	1/8	4.984	.035	126.59	0.89				
251	5 1/8	X	5 3/8	X	1/8	5.109	.035	129.77	0.89				
252	5 1/4	X	5 1/2	X	1/8	5.234	.035	132.94	0.89				
253	5 3/8	X	5 5/8	X	1/8	5.359	.035	136.12	0.89				
254	5 1/2	X	5 3/4	X	1/8	5.484	.035	139.29	0.89				
255	5 5/8	X	5 7/8	X	1/8	5.609	.035	142.47	0.89				
256	5 3/4	X	6	X	1/8	5.734	.035	145.64	0.89				
257	5 7/8	X	6 1/8	X	1/8	5.859	.035	148.82	0.89				
258	6	X	6 1/4	X	1/8	5.984	.035	151.99	0.89				
259	6 1/4	X	6 1/2	X	1/8	6.234	.040	158.34	1.02				
260	6 1/2	X	6 3/4	X	1/8	6.484	.040	164.69	1.02				
261	6 3/4	X	7	X	1/8	6.734	.040	171.04	1.02				
262	7	X	7 1/4	X	1/8	6.984	.040	177.39	1.02				
263	7 1/4	X	7 1/2	X	1/8	7.234	.045	183.74	1.14				
264	7 1/2	X	7 3/4	X	1/8	7.484	.045	190.09	1.14				
265	7 3/4	X	8	X	1/8	7.734	.045	196.44	1.14				
266	8	X	8 1/4	X	1/8	7.984	.045	202.79	1.14				
267	8 1/4	X	8 1/2	X	1/8	8.234	.050	209.14	1.27				
268	8 1/2	X	8 3/4	X	1/8	8.484	.050	215.49	1.27				
269	8 3/4	X	9	X	1/8	8.734	.050	221.84	1.27				
270	9	X	9 1/4	X	1/8	8.984	.050	228.19	1.27				
271	9 1/4	X	9 1/2	X	1/8	9.234	.055	234.54	1.40				
272	9 1/2	X	9 3/4	X	1/8	9.484	.055	240.89	1.40				
273	9 3/4	X	10	X	1/8	9.734	.055	247.24	1.40				
274	10	X	10 1/4	X	1/8	9.984	.055	253.59	1.40				
275	10 1/2	X	10 3/4	X	1/8	10.484	.055	.139	.004	266.29	1.40	3.53	0.10

Your Part Number	Newman Size Number	Nominal Size					INCH STANDARD				METRIC STANDARD			
							Inside Diameter		Cross Section W		Inside Diameter		Cross Section W	
							IN.	+/-	IN.	+/-	MM.	+/-	MM.	+/-
276	11	X	11 1/4	X	1/8	10.984	.065	.139	.004	278.99	1.65	3.53	0.10	
277	11 1/2	X	11 3/4	X	1/8	11.484	.065	↑	↑	291.69	1.65	↑	↑	
278	12	X	12 1/4	X	1/8	11.984	.065	↑	↑	304.39	1.65	↑	↑	
279	13	X	13 1/4	X	1/8	12.984	.065	↑	↑	329.79	1.65	↑	↑	
280	14	X	14 1/4	X	1/8	13.984	.065	↑	↑	355.19	1.65	↑	↑	
281	15	X	15 1/4	X	1/8	14.984	.065	↑	↑	380.59	1.65	↑	↑	
282	16	X	16 1/4	X	1/8	15.955	.075	↓	↓	405.26	1.90	↓	↓	
283	17	X	17 1/4	X	1/8	16.955	.080	↓	↓	430.66	2.16	↓	↓	
284	18	X	18 1/4	X	1/8	17.955	.085	.139	.004	456.06	2.42	3.53	0.10	
309	7/16	X	13/16	X	3/16	.412	.005	.210	.005	10.46	0.13	5.33	0.13	
310	1/2	X	7/8	X	3/16	.475	.005	↑	↑	12.07	0.13	↑	↑	
311	9/16	X	15/16	X	3/16	.537	.007	↑	↑	13.64	0.18	↑	↑	
312	5/8	X	1	X	3/16	.600	.009	↑	↑	15.25	0.23	↑	↑	
313	11/16	X	1 1/16	X	3/16	.662	.009	↑	↑	16.81	0.23	↑	↑	
314	3/4	X	1 1/8	X	3/16	.725	.010	↑	↑	18.42	0.25	↑	↑	
315	13/16	X	1 3/16	X	3/16	.787	.010	↑	↑	19.99	0.25	↑	↑	
316	7/8	X	1 1/4	X	3/16	.850	.010	↑	↑	21.59	0.25	↑	↑	
317	15/16	X	1 5/16	X	3/16	.912	.010	↑	↑	23.16	0.25	↑	↑	
318	1	X	1 3/8	X	3/16	.975	.010	↑	↑	24.77	0.25	↑	↑	
319	1 1/16	X	1 7/16	X	3/16	1.037	.010	↑	↑	26.34	0.25	↑	↑	
320	1 1/8	X	1 1/2	X	3/16	1.100	.012	↑	↑	27.94	0.30	↑	↑	
321	1 3/16	X	1 9/16	X	3/16	1.162	.012	↑	↑	29.51	0.30	↑	↑	
322	1 1/4	X	1 5/8	X	3/16	1.225	.012	↑	↑	31.12	0.30	↑	↑	
323	1 5/16	X	1 11/16	X	3/16	1.287	.012	↑	↑	32.69	0.30	↑	↑	
324	1 3/8	X	1 3/4	X	3/16	1.350	.012	↑	↑	34.29	0.30	↑	↑	
325	1 1/2	X	1 7/8	X	3/16	1.475	.015	↑	↑	37.47	0.38	↑	↑	
326	1 5/8	X	2	X	3/16	1.600	.015	↑	↑	40.64	0.38	↑	↑	
327	1 3/4	X	2 1/8	X	3/16	1.725	.015	↑	↑	43.82	0.38	↑	↑	
328	1 7/8	X	2 1/4	X	3/16	1.850	.015	↑	↑	46.99	0.38	↑	↑	
329	2	X	2 3/8	X	3/16	1.975	.018	↑	↑	50.17	0.46	↑	↑	
330	2 1/8	X	2 1/2	X	3/16	2.100	.018	↑	↑	53.34	0.46	↑	↑	
331	2 1/4	X	2 5/8	X	3/16	2.225	.018	↑	↑	56.52	0.46	↑	↑	
332	2 3/8	X	2 3/4	X	3/16	2.350	.018	↑	↑	59.69	0.46	↑	↑	
333	2 1/2	X	2 7/8	X	3/16	2.475	.020	↑	↑	62.87	0.51	↑	↑	
334	2 5/8	X	3	X	3/16	2.600	.020	↑	↑	66.04	0.51	↑	↑	
335	2 3/4	X	3 1/8	X	3/16	2.725	.020	↑	↑	69.22	0.51	↑	↑	
336	2 7/8	X	3 1/4	X	3/16	2.850	.020	↑	↑	72.39	0.51	↑	↑	
337	3	X	3 3/8	X	3/16	2.975	.024	↑	↑	75.57	0.61	↑	↑	
338	3 1/8	X	3 1/2	X	3/16	3.100	.024	↑	↑	78.74	0.61	↑	↑	
339	3 1/4	X	3 5/8	X	3/16	3.225	.024	↑	↑	81.92	0.61	↑	↑	
340	3 3/8	X	3 3/4	X	3/16	3.350	.024	↑	↑	85.09	0.61	↑	↑	
341	3 1/2	X	3 7/8	X	3/16	3.475	.024	↑	↑	88.27	0.61	↑	↑	
342	3 5/8	X	4	X	3/16	3.600	.028	↑	↑	91.44	0.71	↑	↑	
343	3 3/4	X	4 1/8	X	3/16	3.725	.028	↑	↑	94.62	0.71	↑	↑	
344	3 7/8	X	4 1/4	X	3/16	3.850	.028	↑	↑	97.79	0.71	↑	↑	
345	4	X	4 3/8	X	3/16	3.975	.028	↑	↑	100.97	0.71	↑	↑	
346	4 1/8	X	4 1/2	X	3/16	4.100	.028	↑	↑	104.14	0.71	↑	↑	
347	4 1/4	X	4 5/8	X	3/16	4.225	.030	↓	↓	107.32	0.76	↓	↓	
348	4 3/8	X	4 3/4	X	3/16	4.350	.030	↓	↓	110.49	0.76	↓	↓	
349	4 1/2	X	4 7/8	X	3/16	4.475	.030	.210	.005	113.67	0.76	5.33	0.13	


Your Part Number	Newman Size Number	Nominal Size					INCH STANDARD				METRIC STANDARD			
							Inside Diameter		Cross Section W		Inside Diameter		Cross Section W	
							IN.	+/-	IN.	+/-	MM.	+/-	MM.	+/-
350	4 5/8	X	5	X	3/16	4.600	.030	.210	.005	166.84	0.76	5.33	0.13	
351	4 3/4	X	5 1/8	X	3/16	4.725	.030	↑	↑	120.02	0.76	↑	↑	
352	4 7/8	X	5 1/4	X	3/16	4.850	.030	↑	↑	123.19	0.76	↑	↑	
353	5	X	5 3/8	X	3/16	4.975	.037	↑	↑	126.37	0.94	↑	↑	
354	5 1/8	X	5 1/2	X	3/16	5.100	.037	↑	↑	129.54	0.94	↑	↑	
355	5 1/4	X	5 5/8	X	3/16	5.225	.037	↑	↑	132.72	0.94	↑	↑	
356	5 3/8	X	5 3/4	X	3/16	5.350	.037	↑	↑	135.89	0.94	↑	↑	
357	5 1/2	X	5 7/8	X	3/16	5.475	.037	↑	↑	139.07	0.94	↑	↑	
358	5 5/8	X	6	X	3/16	5.600	.037	↑	↑	142.24	0.94	↑	↑	
359	5 3/4	X	6 1/8	X	3/16	5.725	.037	↑	↑	145.42	0.94	↑	↑	
360	5 7/8	X	6 1/4	X	3/16	5.850	.037	↑	↑	148.49	0.94	↑	↑	
361	6	X	6 3/8	X	3/16	5.975	.037	↑	↑	151.77	0.94	↑	↑	
362	6 1/4	X	6 5/8	X	3/16	6.225	.040	↑	↑	158.12	1.02	↑	↑	
363	6 1/2	X	6 7/8	X	3/16	6.475	.040	↑	↑	164.47	1.02	↑	↑	
364	6 3/4	X	7 1/8	X	3/16	6.725	.040	↑	↑	170.82	1.02	↑	↑	
365	7	X	7 3/8	X	3/16	6.975	.040	↑	↑	177.17	1.02	↑	↑	
366	7 1/4	X	7 5/8	X	3/16	7.225	.045	↑	↑	183.52	1.14	↑	↑	
367	7 1/2	X	7 7/8	X	3/16	7.475	.045	↑	↑	189.87	1.14	↑	↑	
368	7 3/4	X	8 1/8	X	3/16	7.725	.045	↑	↑	196.22	1.14	↑	↑	
369	8	X	8 3/8	X	3/16	7.975	.045	↑	↑	202.57	1.14	↑	↑	
370	8 1/4	X	8 5/8	X	3/16	8.225	.050	↑	↑	208.92	1.30	↑	↑	
371	8 1/2	X	8 7/8	X	3/16	8.475	.050	↑	↑	215.27	1.30	↑	↑	
372	8 3/4	X	9 1/8	X	3/16	8.725	.050	↑	↑	221.65	1.30	↑	↑	
373	9	X	9 3/8	X	3/16	8.975	.050	↑	↑	227.97	1.30	↑	↑	
374	9 1/4	X	9 5/8	X	3/16	9.225	.055	↑	↑	234.32	1.40	↑	↑	
375	9 1/2	X	9 7/8	X	3/16	9.475	.055	↑	↑	240.67	1.40	↑	↑	
376	9 3/4	X	10 1/8	X	3/16	9.725	.055	↑	↑	247.02	1.40	↑	↑	
377	10	X	10 3/8	X	3/16	9.975	.055	↑	↑	253.37	1.40	↑	↑	
378	10 1/2	X	10 7/8	X	3/16	10.475	.060	↑	↑	266.07	1.52	↑	↑	
379	11	X	11 3/8	X	3/16	10.975	.060	↑	↑	278.77	1.52	↑	↑	
380	11 1/2	X	11 7/8	X	3/16	11.475	.065	↑	↑	291.47	1.65	↑	↑	
381	12	X	12 3/8	X	3/16	11.975	.065	↑	↑	304.17	1.65	↑	↑	
382	13	X	13 3/8	X	3/16	12.975	.065	↑	↑	329.57	1.65	↑	↑	
383	14	X	14 3/8	X	3/16	13.975	.070	↑	↑	354.97	1.78	↑	↑	
384	15	X	15 3/8	X	3/16	14.975	.070	↑	↑	380.37	1.78	↑	↑	
385	16	X	16 3/8	X	3/16	15.955	.075	↑	↑	405.26	1.90	↑	↑	
386	17	X	17 3/8	X	3/16	16.955	.080	↑	↑	430.66	2.03	↑	↑	
387	18	X	18 3/8	X	3/16	17.955	.085	↑	↑	456.06	2.16	↑	↑	
388	19	X	19 3/8	X	3/16	18.952	.090	↑	↑	481.38	2.29	↑	↑	
389	20	X	20 3/8	X	3/16	19.952	.090	↑	↑	506.78	2.41	↑	↑	
390	21	X	21 3/8	X	3/16	20.952	.090	↑	↑	532.18	2.41	↑	↑	
391	22	X	22 3/8	X	3/16	21.952	.100	↑	↑	557.58	2.55	↑	↑	
392	23	X	23 3/8	X	3/16	22.940	.105	↑	↑	582.68	2.75	↑	↑	
393	24	X	24 3/8	X	3/16	23.940	.110	↑	↑	608.08	2.80	↑	↑	
394	25	X	25 3/8	X	3/16	24.940	.115	↓	↓	633.48	2.90	↓	↓	
395	26	X	26 3/8	X	3/16	25.940	.120	.210	.005	658.88	3.05	5.33	0.13	

Your Part Number	Newman Size Number	Nominal Size					INCH STANDARD				METRIC STANDARD			
							Inside Diameter		Cross Section W		Inside Diameter		Cross Section W	
							IN.	+/-	IN.	+/-	MM.	+/-	MM.	+/-
425		4 1/2	X	5	X	1/4	4.475	.033	.275	.006	113.67	0.84	6.99	0.15
426		4 5/8	X	5 1/8	X	1/4	4.600	.033			116.84	0.84		
427		4 3/4	X	5 1/4	X	1/4	4.725	.033			120.02	0.84		
428		4 7/8	X	5 3/8	X	1/4	4.850	.033			123.19	0.84		
429		5	X	5 1/2	X	1/4	4.975	.037			126.37	0.94		
430		5 1/8	X	5 5/8	X	1/4	5.100	.037			129.54	0.94		
431		5 1/4	X	5 3/4	X	1/4	5.225	.037			132.72	0.94		
432		5 3/8	X	5 7/8	X	1/4	5.350	.037			135.89	0.94		
433		5 1/2	X	6	X	1/4	5.475	.037			139.07	0.94		
434		5 5/8	X	6 1/8	X	1/4	5.600	.037			142.24	0.94		
435		5 3/4	X	6 1/4	X	1/4	5.725	.037			145.42	0.94		
436		5 7/8	X	6 3/8	X	1/4	5.850	.037			148.59	0.94		
437		6	X	6 1/2	X	1/4	5.975	.037			151.77	0.94		
438		6 1/4	X	6 3/4	X	1/4	6.225	.040			158.12	1.02		
439		6 1/2	X	7	X	1/4	6.475	.040			164.47	1.02		
440		6 3/4	X	7 1/4	X	1/4	6.725	.040			170.82	1.02		
441		7	X	7 1/2	X	1/4	6.975	.040			177.17	1.02		
442		7 1/4	X	7 3/4	X	1/4	7.225	.045			183.52	1.14		
443		7 1/2	X	8	X	1/4	7.475	.045			189.87	1.14		
444		7 3/4	X	8 1/4	X	1/4	7.725	.045			196.22	1.14		
445		8	X	8 1/2	X	1/4	7.975	.045			202.57	1.14		
446		8 1/2	X	9	X	1/4	8.475	.055			215.27	1.40		
447		9	X	9 1/2	X	1/4	8.975	.055			227.97	1.40		
448		9 1/2	X	10	X	1/4	9.475	.055			240.67	1.40		
449		10	X	10 1/2	X	1/4	9.975	.055			253.37	1.40		
450		10 1/2	X	11	X	1/4	10.475	.060			266.07	1.52		
451		11	X	11 1/2	X	1/4	10.975	.060			278.77	1.52		
452		11 1/2	X	12	X	1/4	11.475	.060			291.47	1.52		
453		12	X	12 1/2	X	1/4	11.975	.060			304.17	1.52		
454		12 1/2	X	13	X	1/4	12.475	.060			316.87	1.52		
455		13	X	13 1/2	X	1/4	12.975	.060			329.57	1.52		
456		13 1/2	X	14	X	1/4	13.475	.070			342.27	1.78		
457		14	X	14 1/2	X	1/4	13.975	.070			354.97	1.78		
458		14 1/2	X	15	X	1/4	14.475	.070			367.67	1.78		
459		15	X	15 1/2	X	1/4	14.975	.070			380.37	1.78		
460		15 1/2	X	16	X	1/4	15.475	.070			393.07	1.78		
461		16	X	16 1/2	X	1/4	15.955	.075			405.26	1.90		
462		16 1/2	X	17	X	1/4	16.455	.075			417.96	1.90		
463		17	X	17 1/2	X	1/4	16.955	.080			430.66	2.05		
464		17 1/2	X	18	X	1/4	17.455	.085			443.36	2.15		
465		18	X	18 1/2	X	1/4	17.955	.085			456.06	2.15		
466		18 1/2	X	19	X	1/4	18.455	.085			468.76	2.15		
467		19	X	19 1/2	X	1/4	18.955	.090			481.46	2.29		
468		19 1/2	X	20	X	1/4	19.455	.090			494.16	2.29		
469		20	X	20 1/2	X	1/4	19.955	.090			506.86	2.41		
470		21	X	21 1/2	X	1/4	20.955	.090			532.26	2.41		
471		22	X	22 1/2	X	1/4	21.955	.100			557.66	2.55		
472		23	X	23 1/2	X	1/4	22.940	.105			582.68	2.65		
473		24	X	24 1/2	X	1/4	23.940	.110			608.08	2.80		
474		25	X	25 1/2	X	1/4	24.940	.115			633.48	2.90		
475		26	X	26 1/2	X	1/4	25.940	.120	.275	.006	658.88	3.05	6.99	0.15

ADDITIONAL CROSS REFERENCE SPACE

Your Number	Newman Number	Your Number	Newman Number	Your Number	Newman Number

000 SERIES – .070 cross section



100 SERIES – .103 cross section



102



103



104



105



106



107



108



109



110




111



112



113




114




115




116




117




118




119




120




121




122




123




124




125




126



127



128



129

200 SERIES – .139 cross section



201



202




203



204




205




206



207




208




209




210




211




212




213




214




215




216




217




218




219




220




221



222




223




224




309




310




311




312




313




314




315




316




317




318




319




320




321




322




323




324



325



326



Custom Molding

Some parts shown are proprietary parts and are not available for resale.

Newman's custom molding group is able to develop and produce a broad range of products...products designed not only for the industries it now serves, but also for other sanitary applications.

Much of the custom molded work applies to processing systems and the manufacture of processing equipment. The materials used are much the same as the standard products which are Buna-N, Viton®, Silicone, EPDM and Teflon®.

All items are made to the customer's specifications by working closely with the customer to ensure proper fit and quality. Custom molding can vary from a small non-standard "O"-ring to a highly sophisticated rubber compound bonded to stainless steel, or a specific item needing just the

right amount of resiliency to work efficiently on a given piece of equipment. Processing equipment manufacturers rely on Newman for their original and replacement rubber parts for countless uses in the pharmaceutical industry.

Each custom molded part is developed with your time-table in mind. With highly skilled design engineers and the most efficient tooling costs, along with Newman's processing equipment experience working with FDA compliant materials, where sanitary conditions are essential, the customer is assured the highest quality custom molded part in the industry today. Most importantly, it is provided at much less than the cost of other custom molders.



P.O. Box 222, Lebanon, Ohio 45036 • Telephone 513-932-7379 • FAX 513-932-4493

www.newmangasket.com